



## Model: NU207ECP

Basic size of  
mm

d:	35
D:	72
B:	17

The basic rated load is  
kN

trends C:	56
static state Co:	48
Fatigue load limit Pu:	6.1

Rated rotation speed is  
r/min

Refer to the speed:	11000
limit speed:	12000
Specification standard holder:	0.33

model

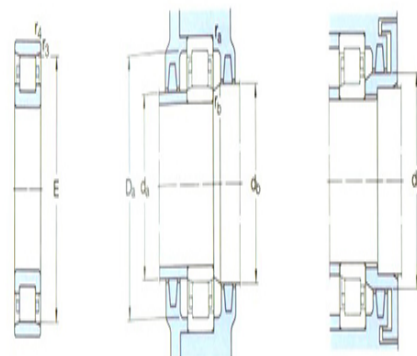
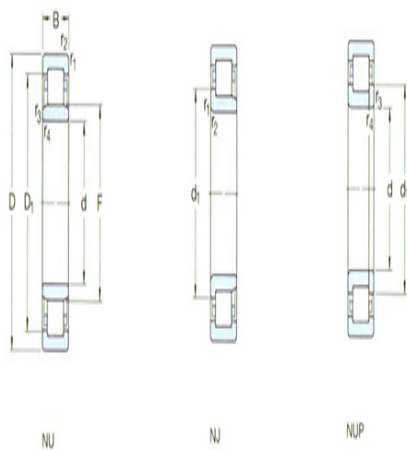
Standard holder:	*NU207EC P
Other holder 1):	J,M,ML

Dimensions are  
mm

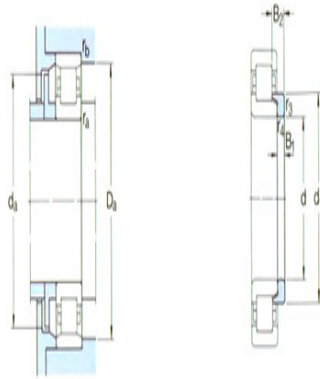
d:	35
d <sub>1</sub> ~ :	48.1
D1 ~ :	60.7
F,E:	44
r <sub>1,2</sub> the min:	1.1
r <sub>3,4</sub> the min:	0.6
s <sup>1)</sup> :	1.3

Shoulder gear and chamfer size  
mm

d <sub>a</sub> the min:	39.2
d <sub>a</sub> the max:	42
d <sub>b</sub> ,D <sub>a</sub> the min:	46
D <sub>a</sub> the max:	65



N



100

$r_a$ the max:	1
$r_b$ the max:	0.6

Calculation coefficient

kr:	0.15
-----	------

Corner circle

model:	HJ207EC
quality:	0.033
Size B1:	4
Size B2:	7