

Model: NU2207ECP

Basic size of
mm

d:	35
D:	72
B:	23

The basic rated load is
kN

trends C:	69.5
static state Co:	63
Fatigue load limit Pu:	8.15

Rated rotation speed is
r/min

Refer to the speed:	11000
limit speed:	12000
Specification standard holder:	0.4

model

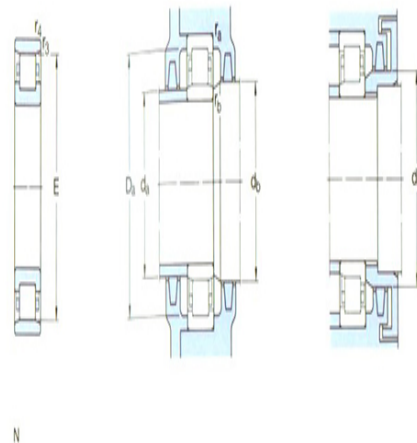
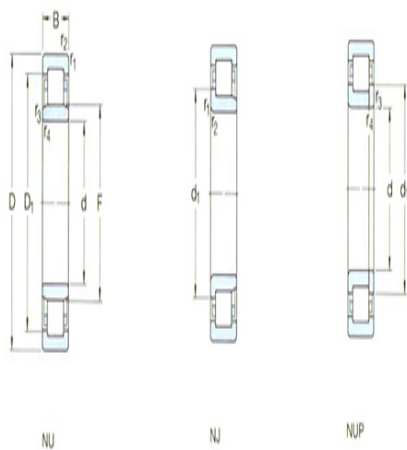
Standard holder:	*NU2207ECP
Other holder 1):	J,ML

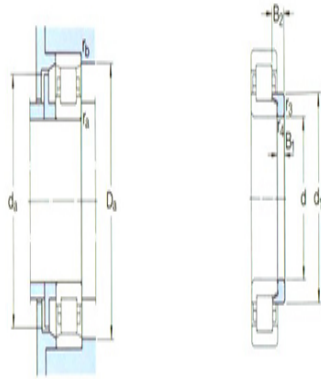
Dimensions are
mm

d:	35
d ₁ ~ :	-
D1 ~ :	60.7
F,E:	44
r _{1,2} the min:	1.1
r _{3,4} the min:	0.6
s ¹⁾ :	2.8

Shoulder gear and chamfer size
mm

d _a the min:	39.2
d _a the max:	42
d _b ,D _a the min:	46
D _a the max:	65





1/1

r_a the max: 1

r_b the max: 0.6

Calculation coefficient

kr: 0.2

Corner circle

model: -

quality: -

Size B1: -

Size B2: -