

Model: NJ2208ECP

Basic size of
 mm

d:	40
D:	80
B:	23

The basic rated load is
 kN

trends C:	81.5
static state Co:	75
Fatigue load limit Pu:	9.65

Rated rotation speed is
 r/min

Refer to the speed:	9500
limit speed:	11000
Specification standard holder:	0.55

model

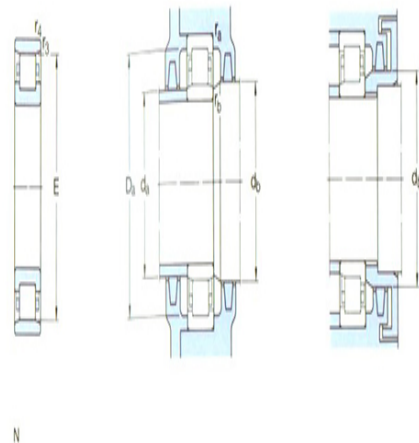
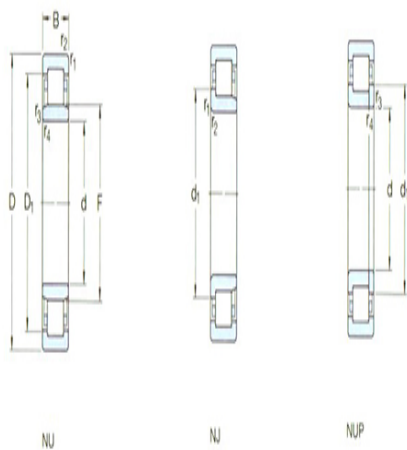
Standard holder:	*NJ2208ECP
Other holder 1):	J,ML

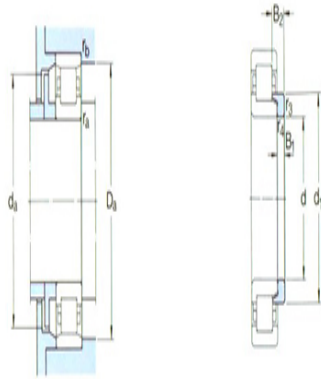
Dimensions are
 mm

d:	40
d ₁ ~ :	54
D1 ~ :	67.9
F,E:	49.5
r _{1,2} the min:	1.1
r _{3,4} the min:	1.1
s ¹⁾ :	1.9

Shoulder gear and chamfer size
 mm

d _a the min:	47
d _a the max:	48
d _b ,Da the min:	56
Da the max:	73





111

r_a the max:	1
r_b the max:	1

Calculation coefficient

kr:	0.2
-----	-----

Corner circle

model:	HJ2208EC
quality:	0.048
Size B1:	5
Size B2:	9