



Model: NU2209ECP

Basic size of
 mm

d:	45
D:	85
B:	23

The basic rated load is
 kN

trends C:	85
static state Co:	81.5
Fatigue load limit Pu:	10.6

Rated rotation speed is
 r/min

Refer to the speed:	9000
limit speed:	9500
Specification standard holder:	0.52

model

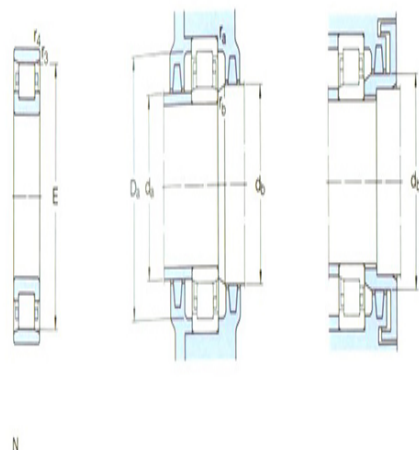
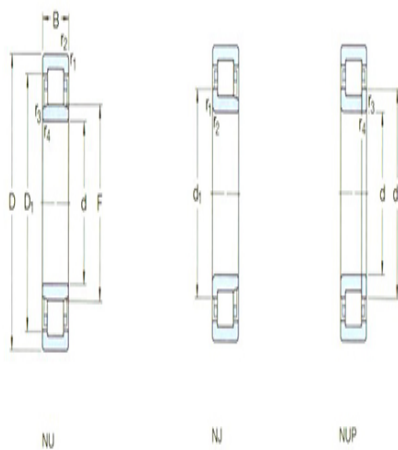
Standard holder:	*NU2209ECP
Other holder 1):	J

Dimensions are
 mm

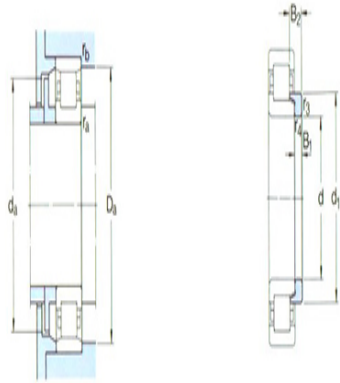
d:	45
d ₁ ~ :	-
D1 ~ :	73
F,E:	54.5
r _{1,2} the min:	1.1
r _{3,4} the min:	1.1
s ¹⁾ :	1.7

Shoulder gear and chamfer size
 mm

d _a the min:	52
d _a the max:	53
d _b ,D _a the min:	56
D _a the max:	78



N



角鋼

r_a the max: 1

r_b the max: 1

Calculation coefficient

kr: 0.2

Corner circle

model: -

quality: -

Size B1: -

Size B2: -