



Model: NU2309ECP

Basic size of
 mm

d:	45
D:	100
B:	36

The basic rated load is
 kN

trends C:	160
static state Co:	153
Fatigue load limit Pu:	20

Rated rotation speed is
 r/min

Refer to the speed:	7500
limit speed:	8500
Specification standard holder:	1.3

model

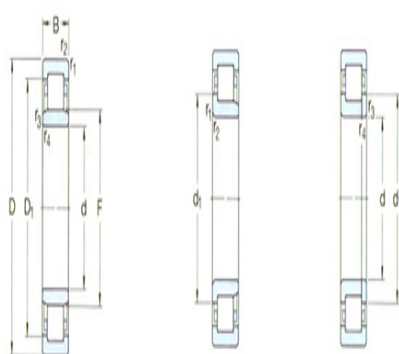
Standard holder:	*NU2309ECP
Other holder 1):	ML

Dimensions are
 mm

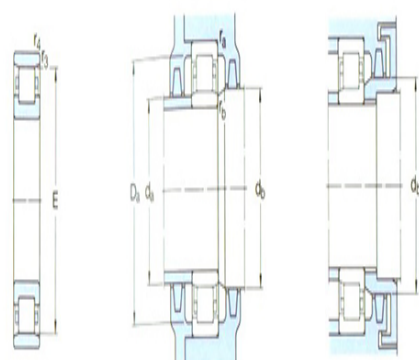
d:	45
d ₁ ~ :	-
D1 ~ :	83.8
F,E:	58.5
r _{1,2} the min:	1.5
r _{3,4} the min:	1.5
s ¹⁾ :	3.2

Shoulder gear and chamfer size
 mm

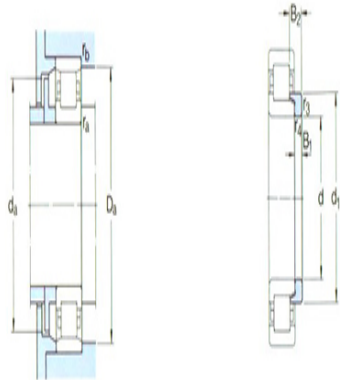
d _a the min:	54
d _a the max:	56
d _b ,D _a the min:	61
D _a the max:	91



NU N NUP



N



角鋼

r_a the max: 1.5

r_b the max: 1.5

Calculation coefficient

kr: 0.25

Corner circle

model: -

quality: -

Size B1: -

Size B2: -