

**Model: NJ2309ECP**

Basic size of  
 mm

d:	45
D:	100
B:	36

The basic rated load is  
 kN

trends C:	160
static state Co:	153
Fatigue load limit Pu:	20

Rated rotation speed is  
 r/min

Refer to the speed:	7500
limit speed:	8500
Specification standard holder:	1.35

model

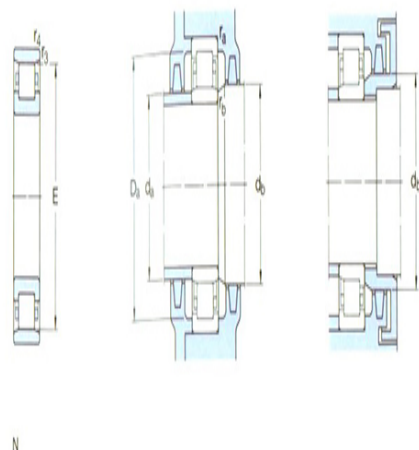
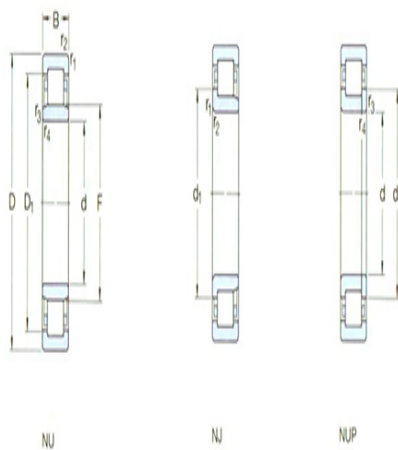
Standard holder:	*NJ2309ECP
Other holder 1):	ML

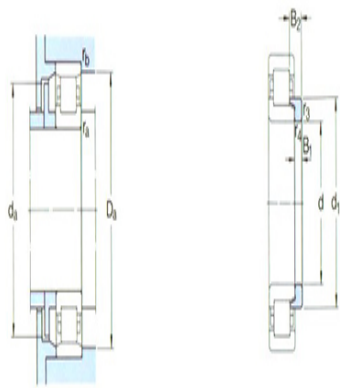
Dimensions are  
 mm

d:	45
d <sub>1</sub> ~ :	64.4
D1 ~ :	83.8
F,E:	58.5
r <sub>1,2</sub> the min:	1.5
r <sub>3,4</sub> the min:	1.5
s <sup>1)</sup> :	3.2

Shoulder gear and chamfer size  
 mm

d <sub>a</sub> the min:	54
d <sub>a</sub> the max:	56
d <sub>b</sub> ,D <sub>a</sub> the min:	67
D <sub>a</sub> the max:	91





角鋼

$r_a$  the max: 1.5

$r_b$  the max: 1.5

Calculation coefficient

kr: 0.25

Corner circle

model: -

quality: -

Size B1: -

Size B2: -