



## Model: NU310ECP

Basic size of  
 mm

d:	50
D:	110
B:	27

The basic rated load is  
 kN

trends C:	127
static state Co:	112
Fatigue load limit Pu:	15

Rated rotation speed is  
 r/min

Refer to the speed:	6700
limit speed:	8000
Specification standard holder:	1.15

model

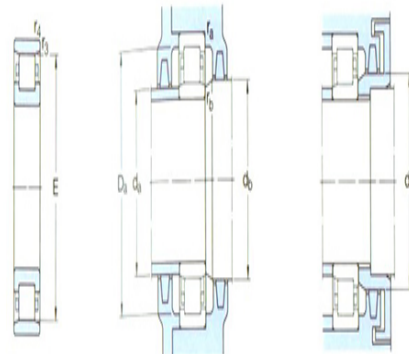
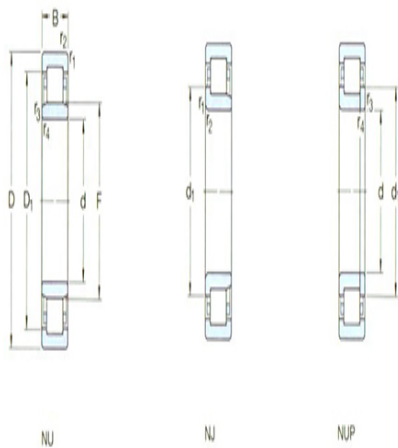
Standard holder:	*NU310EC P
Other holder 1):	J,M,ML

Dimensions are  
 mm

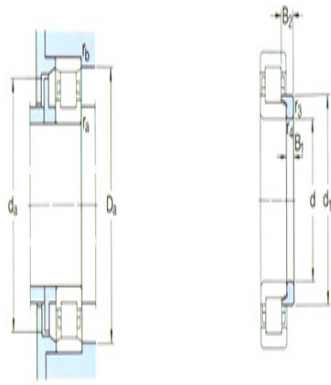
d:	50
d <sub>1</sub> ~ :	71.2
D1 ~ :	92.1
F,E:	65
r <sub>1,2</sub> the min:	2
r <sub>3,4</sub> the min:	2
s <sup>1)</sup> :	1.9

Shoulder gear and chamfer size  
 mm

d <sub>a</sub> the min:	61
d <sub>a</sub> the max:	63
d <sub>b</sub> ,D <sub>a</sub> the min:	67
D <sub>a</sub> the max:	99



N



图例

$r_a$  the max: 2

$r_b$  the max: 2

Calculation coefficient

kr: 0.15

Corner circle

model: HJ310EC

quality: 0.14

Size B1: 8

Size B2: 13