

Model: NU2310ECP

Basic size of
mm

d:	50
D:	110
B:	40

The basic rated load is
kN

trends C:	186
static state Co:	186
Fatigue load limit Pu:	24.5

Rated rotation speed is
r/min

Refer to the speed:	6700
limit speed:	8000

Specification standard
holder: 2

model

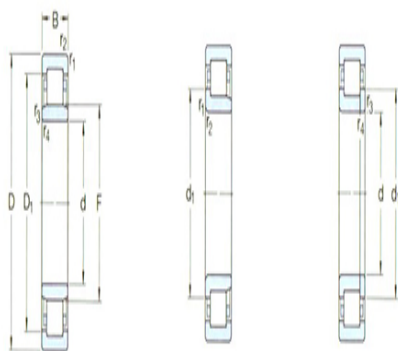
Standard holder:	*NU2310ECP
Other holder 1):	ML

Dimensions are
mm

d:	50
d ₁ ~ :	-
D1 ~ :	92.1
F,E:	65
r _{1,2} the min:	2
r _{3,4} the min:	2
s ¹⁾ :	3.4

Shoulder gear and chamfer size
mm

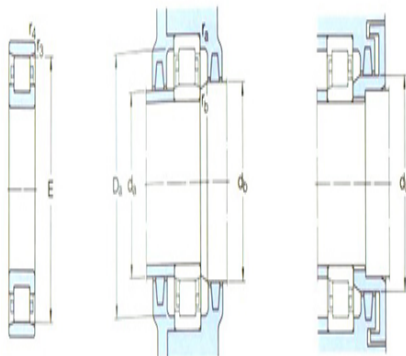
d _a the min:	61
d _a the max:	63
d _b ,D _a the min:	67
D _a the max:	99



NU

NU

NUP



N

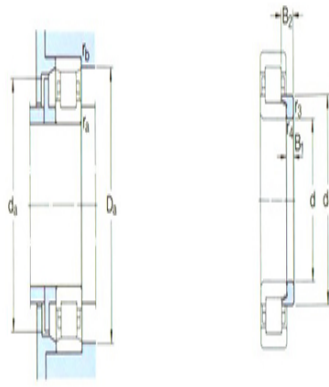


Figure 1

r_a the max: 2

r_b the max: 2

Calculation coefficient

kr: 0.25

Corner circle

model: -

quality: -

Size B1: -

Size B2: -