

## Model: NU2211ECP

Basic size of  
mm

d:	55
D:	100
B:	25

The basic rated load is  
kN

trends C:	114
static state Co:	118
Fatigue load limit Pu:	15.3

Rated rotation speed is  
r/min

Refer to the speed:	7500
limit speed:	8000
Specification standard holder:	0.79

model

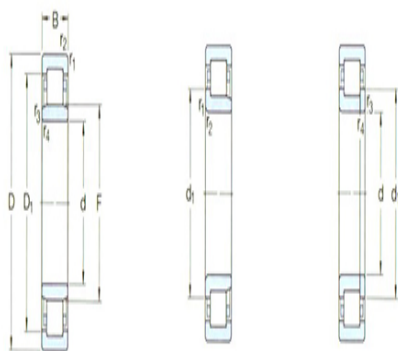
Standard holder:	*NU2211ECP
Other holder 1):	J,M,ML

Dimensions are  
mm

d:	55
d <sub>1</sub> ~ :	70.8
D1 ~ :	86.3
F,E:	66
r <sub>1,2</sub> the min:	1.5
r <sub>3,4</sub> the min:	1.1
s <sup>1)</sup> :	1.5

Shoulder gear and chamfer size  
mm

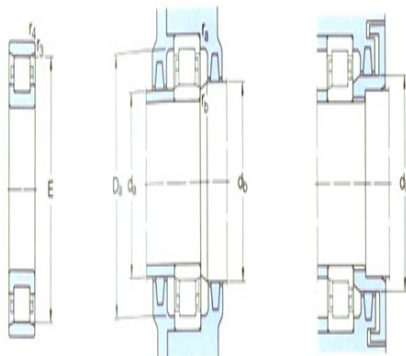
d <sub>a</sub> the min:	62
d <sub>a</sub> the max:	64
d <sub>b</sub> ,D <sub>a</sub> the min:	68
D <sub>a</sub> the max:	91



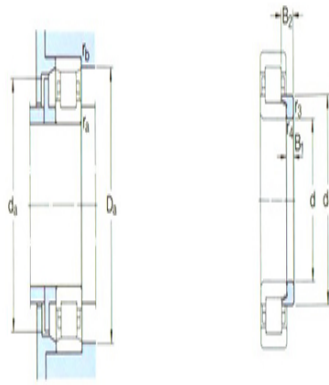
NU

NU

NUP



N



角鋼

$r_a$ the max:	1.5
$r_b$ the max:	1

Calculation coefficient

kr:	0.2
-----	-----

Corner circle

model:	HJ2211EC
quality:	0.085
Size B1:	6
Size B2:	10