



## Model: NU212ECP

Basic size of  
 mm

d:	60
D:	110
B:	22

The basic rated load is  
 kN

trends C:	108
static state Co:	102
Fatigue load limit Pu:	13.4

Rated rotation speed is  
 r/min

Refer to the speed:	6700
limit speed:	7500
Specification standard holder:	0.81

model

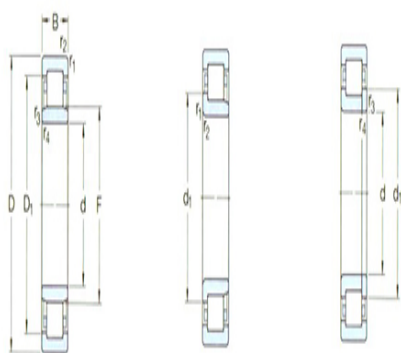
Standard holder:	*NU212EC P
Other holder 1):	J,M,ML

Dimensions are  
 mm

d:	60
d <sub>1</sub> ~ :	77.5
D1 ~ :	95.7
F,E:	72
r <sub>1,2</sub> the min:	1.5
r <sub>3,4</sub> the min:	1.5
s <sup>1)</sup> :	1.4

Shoulder gear and chamfer size  
 mm

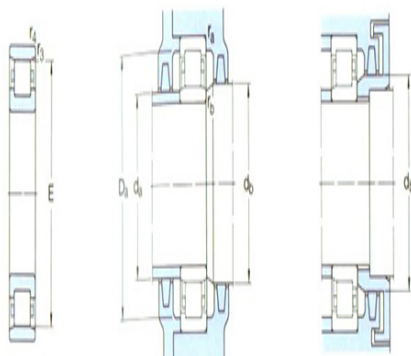
d <sub>a</sub> the min:	69
d <sub>a</sub> the max:	70
d <sub>b</sub> ,D <sub>a</sub> the min:	74
D <sub>a</sub> the max:	101



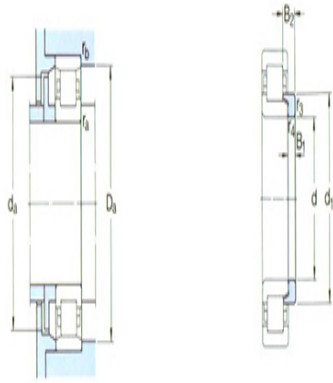
NU

NU

NUP



N



图例

$r_a$ the max:	1.5
$r_b$ the max:	1.5

Calculation coefficient

kr:	0.15
-----	------

Corner circle

model:	HJ212EC
quality:	0.1
Size B1:	6
Size B2:	10