

Model: NU2212ECP

Basic size of
mm

d:	60
D:	110
B:	28

The basic rated load is
kN

trends C:	146
static state Co:	153
Fatigue load limit Pu:	20

Rated rotation speed is
r/min

Refer to the speed:	6700
limit speed:	7500
Specification standard holder:	1.1

model

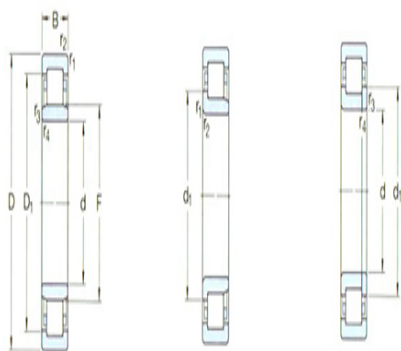
Standard holder:	*NU2212ECP
Other holder 1):	J,M,ML

Dimensions are
mm

d:	60
d ₁ ~ :	77.5
D1 ~ :	95.7
F,E:	72
r _{1,2} the min:	1.5
r _{3,4} the min:	1.5
s ¹⁾ :	1.4

Shoulder gear and chamfer size
mm

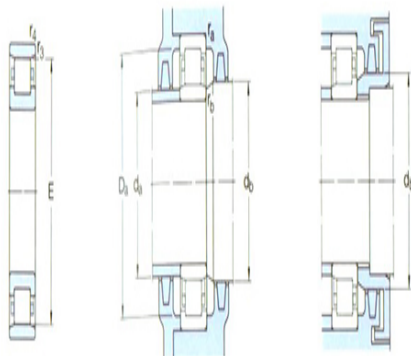
d _a the min:	69
d _a the max:	70
d _b ,D _a the min:	74
D _a the max:	101



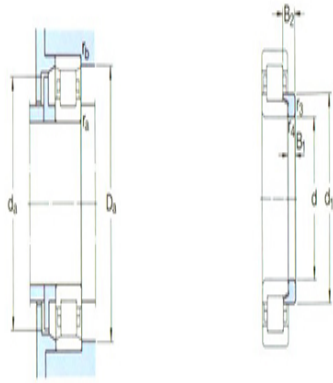
NU

NU

NUP



N



图例

r_a the max:	1.5
r_b the max:	1.5

Calculation coefficient

kr:	0.2
-----	-----

Corner circle

model:	HJ212EC
quality:	0.1
Size B1:	6
Size B2:	10