



**Model: NJ2214ECP**

Basic size of  
 mm

d:	70
D:	125
B:	31

The basic rated load is  
 kN

trends C:	180
static state Co:	193
Fatigue load limit Pu:	25.5

Rated rotation speed is  
 r/min

Refer to the speed:	6000
limit speed:	6300
Specification standard holder:	1.55

model

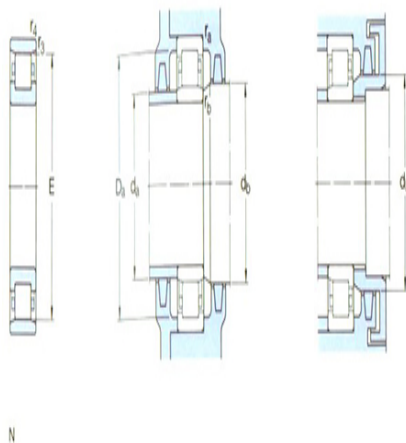
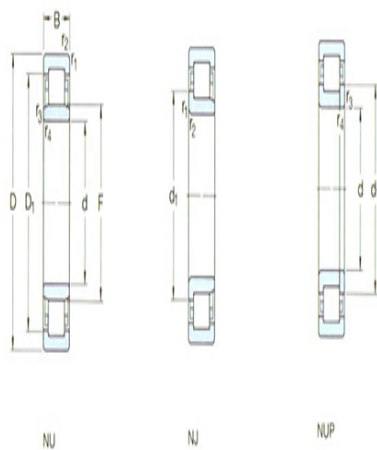
Standard holder:	*NJ2214ECP
Other holder 1):	M,ML

Dimensions are  
 mm

d:	70
d <sub>1</sub> ~ :	89.4
D1 ~ :	109
F,E:	83.5
r <sub>1,2</sub> the min:	1.5
r <sub>3,4</sub> the min:	1.5
s <sup>1)</sup> :	1.7

Shoulder gear and chamfer size  
 mm

d <sub>a</sub> the min:	79
d <sub>a</sub> the max:	81
d <sub>b</sub> ,Da the min:	92
Da the max:	116



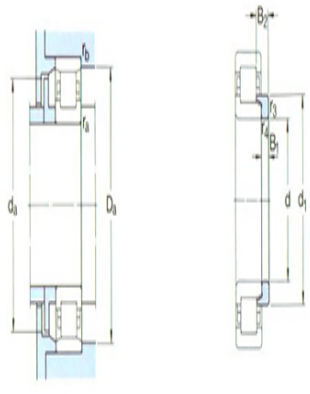


Figure 1

$r_a$ the max:	1.5
$r_b$ the max:	1.5

Calculation coefficient

kr:	0.2
-----	-----

Corner circle

model:	-
quality:	-
Size B1:	-
Size B2:	-