



Model: NU2320ECP

Basic size of
 mm

d:	100
D:	215
B:	73

The basic rated load is
 kN

trends C:	670
static state Co:	735
Fatigue load limit Pu:	85

Rated rotation speed is
 r/min

Refer to the speed:	3200
limit speed:	3800
Specification standard holder:	12

model

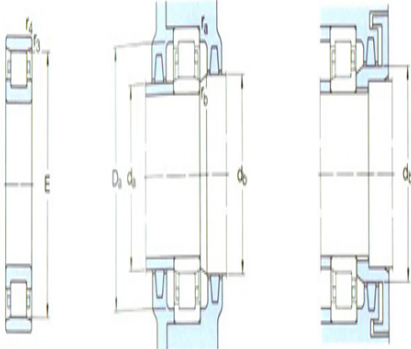
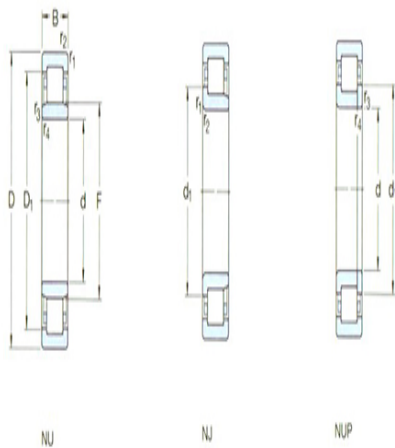
Standard holder:	*NU2320ECP
Other holder 1):	J,ML

Dimensions are
 mm

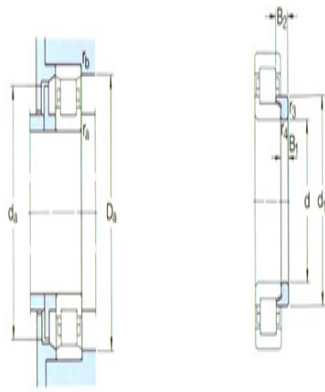
d:	100
d ₁ ~ :	139
D1 ~ :	182
F,E:	127.5
r _{1,2} the min:	3
r _{3,4} the min:	3
s ¹⁾ :	5.9

Shoulder gear and chamfer size
 mm

d _a the min:	114
d _a the max:	124
d _b ,D _a the min:	130
D _a the max:	201



N



111

r_a the max: 2.5

r_b the max: 2.5

Calculation coefficient

kr: 0.25

Corner circle

model: HJ2320EC

quality: 0.93

Size B1: 13

Size B2: 23.5