



Model: NU221ECP

Basic size of
 mm

d:	105
D:	190
B:	36

The basic rated load is
 kN

trends C:	300
static state Co:	315
Fatigue load limit Pu:	36.5

Rated rotation speed is
 r/min

Refer to the speed:	3800
limit speed:	4300
Specification standard holder:	4

model

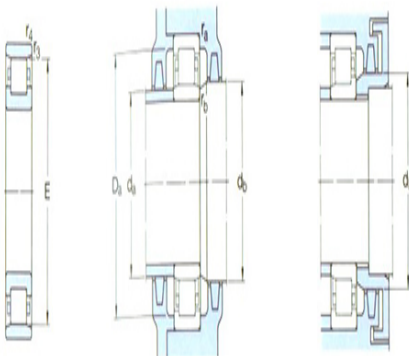
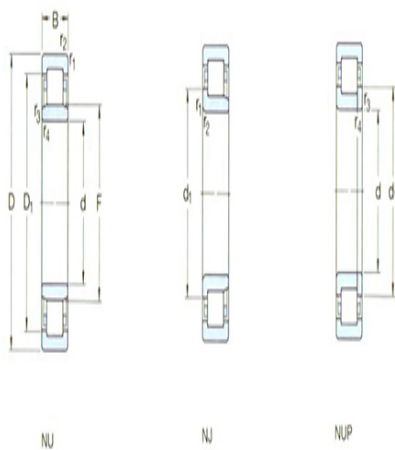
Standard holder:	*NU221EC P
Other holder 1):	J,ML

Dimensions are
 mm

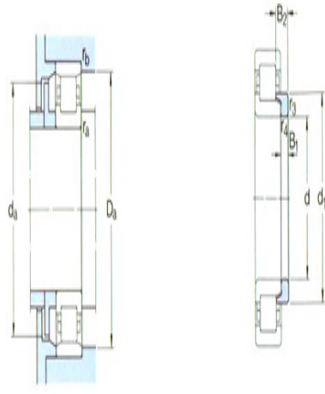
d:	105
d ₁ ~ :	-
D1 ~ :	164
F,E:	125
r _{1,2} the min:	2.1
r _{3,4} the min:	2.1
s ¹⁾ :	2

Shoulder gear and chamfer size
 mm

d _a the min:	117
d _a the max:	122
d _b ,D _a the min:	128
D _a the max:	178



N



111

r_a the max: 2

r_b the max: 2

Calculation coefficient

kr: 0.15

Corner circle

model: -

quality: -

Size B1: -

Size B2: -