



Model: NU1022ML

Basic size of
 mm

d:	110
D:	170
B:	28

The basic rated load is
 kN

trends C:	128
static state Co:	166
Fatigue load limit Pu:	19.3

Rated rotation speed is
 r/min

Refer to the speed:	4500
limit speed:	7000
Specification standard holder:	2.3

model

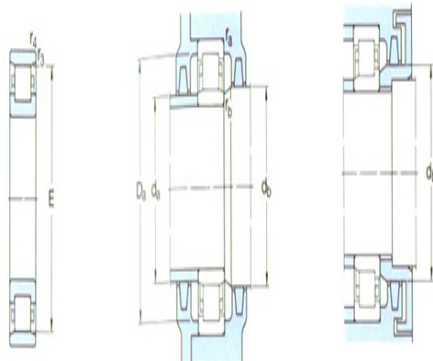
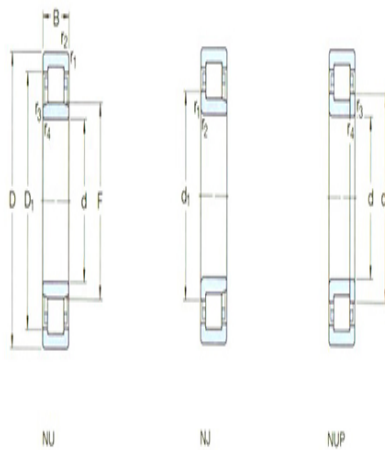
Standard holder:	NU1022M L
Other holder 1):	M

Dimensions are
 mm

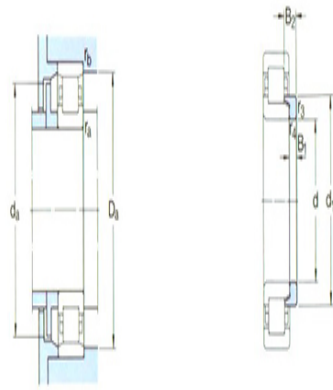
d:	110
d ₁ ~ :	-
D1 ~ :	149
F,E:	125
r _{1,2} the min:	2
r _{3,4} the min:	1.1
s ¹⁾ :	3.8

Shoulder gear and chamfer size
 mm

d _a the min:	116
d _a the max:	123
d _b ,Da the min:	128
Da the max:	161



N



角規

r_a the max: 2

r_b the max: 1

Calculation coefficient

kr: 0.1

Corner circle

model: -

quality: -

Size B1: -

Size B2: -