



Model: NU222ECP

Basic size of
mm

d:	110
D:	200
B:	38

The basic rated load is
kN

trends C:	335
static state Co:	365
Fatigue load limit Pu:	42.5

Rated rotation speed is
r/min

Refer to the speed:	3600
limit speed:	4000
Specification standard holder:	4.8

model

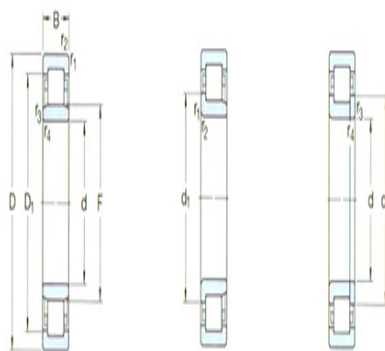
Standard holder:	*NU222EC P
Other holder 1):	J,M,ML

Dimensions are
mm

d:	110
d ₁ ~ :	141
D1 ~ :	174
F,E:	132.5
r _{1,2} the min:	2.1
r _{3,4} the min:	2.1
s ¹⁾ :	2.1

Shoulder gear and chamfer size
mm

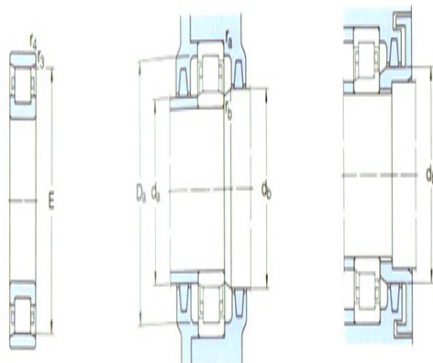
d _a the min:	122
d _a the max:	130
d _b ,D _a the min:	135
D _a the max:	188



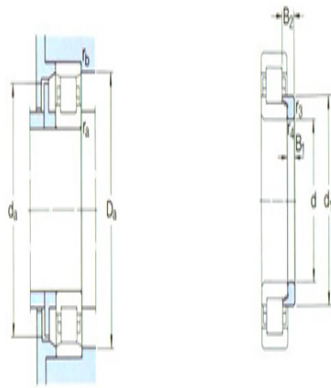
NU

NU

NUP



N



角鋼

r_a the max: 2

r_b the max: 2

Calculation coefficient

kr: 0.15

Corner circle

model: HJ222EC

quality: 0.6

Size B1: 11

Size B2: 17