



Model: N222ECP

Basic size of
 mm

d:	110
D:	200
B:	38

The basic rated load is
 kN

trends C:	335
static state Co:	365
Fatigue load limit Pu:	42.5

Rated rotation speed is
 r/min

Refer to the speed:	3600
limit speed:	4000
Specification standard holder:	4.8

model

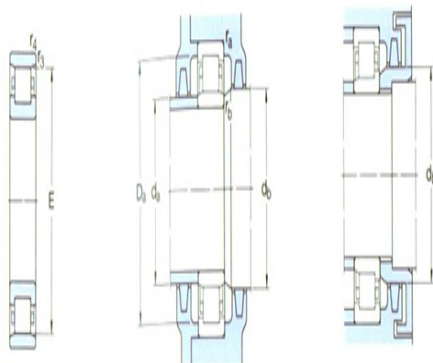
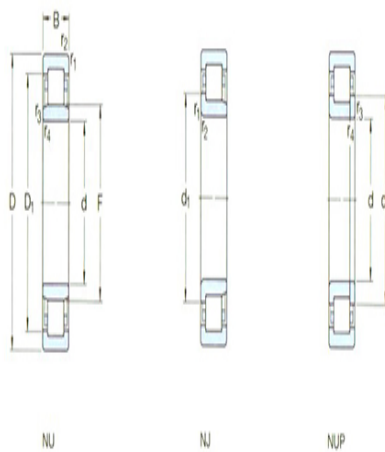
Standard holder:	*N222EC P
Other holder 1):	M

Dimensions are
 mm

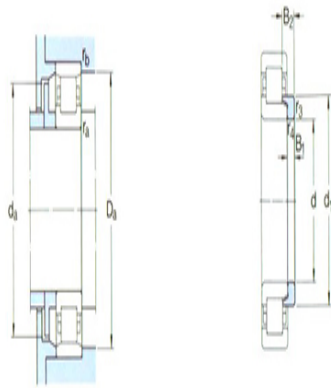
d:	110
d ₁ ~ :	141
D1 ~ :	-
F,E:	180.5
r _{1,2} the min:	2.1
r _{3,4} the min:	2.1
s ¹⁾ :	2.1

Shoulder gear and chamfer size
 mm

d _a the min:	122
d _a the max:	177
d _b ,Da the min:	183
Da the max:	188



N



轴图

r_a the max: 2

r_b the max: 2

Calculation coefficient

kr: 0.15

Corner circle

model: -

quality: -

Size B1: -

Size B2: -