

Model: NJ2222ECP

Basic size of
 mm

d:	110
D:	200
B:	53

The basic rated load is
 kN

trends C:	440
static state Co:	520
Fatigue load limit Pu:	61

Rated rotation speed is
 r/min

Refer to the speed:	3600
limit speed:	4000
Specification standard holder:	6.85

model

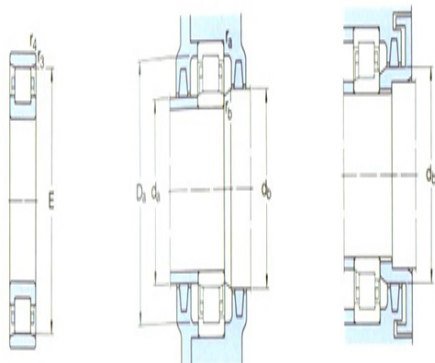
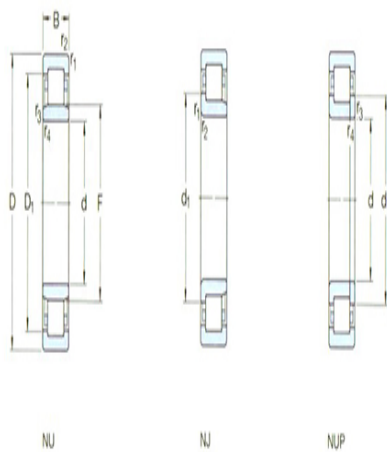
Standard holder:	*NJ2222ECP
Other holder 1):	J,ML

Dimensions are
 mm

d:	110
d ₁ ~ :	141
D1 ~ :	174
F,E:	132.5
r _{1,2} the min:	2.1
r _{3,4} the min:	2.1
s ¹⁾ :	3.7

Shoulder gear and chamfer size
 mm

d _a the min:	122
d _a the max:	129
d _b ,Da the min:	145
Da the max:	188



N

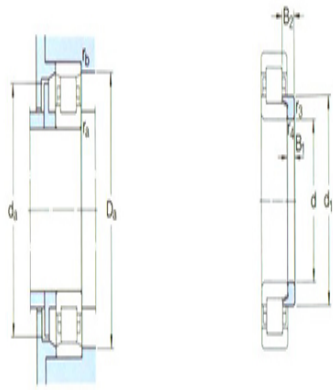


Figure 1

r_a the max: 2

r_b the max: 2

Calculation coefficient

kr: 0.2

Corner circle

model: -

quality: -

Size B1: -

Size B2: -