

Model: NU322ECP

Basic size of
 mm

d:	110
D:	240
B:	50

The basic rated load is
 kN

trends C:	530
static state Co:	540
Fatigue load limit Pu:	61

Rated rotation speed is
 r/min

Refer to the speed:	3000
limit speed:	3400
Specification standard holder:	10.8

model

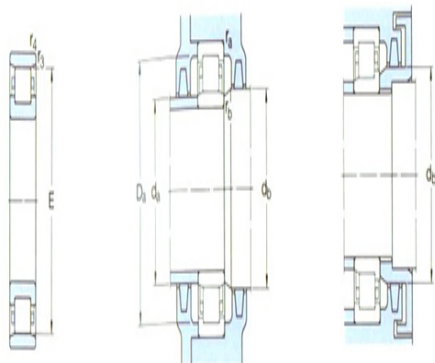
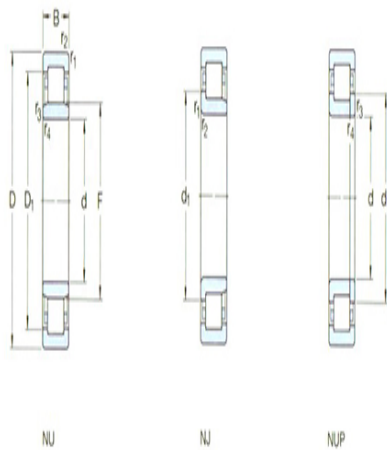
Standard holder:	*NU322EC P
Other holder 1):	J,M,ML

Dimensions are
 mm

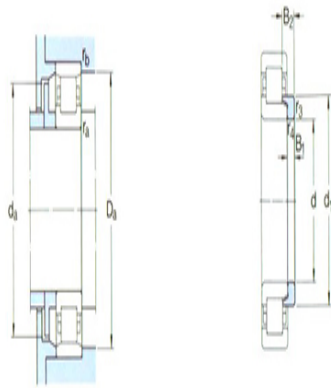
d:	110
d ₁ ~ :	155
D1 ~ :	201
F,E:	143
r _{1,2} the min:	3
r _{3,4} the min:	3
s ¹⁾ :	3

Shoulder gear and chamfer size
 mm

d _a the min:	124
d _a the max:	139
d _b ,Da the min:	146
Da the max:	226



N



角鋼

r_a the max:	2.5
r_b the max:	2.5

Calculation coefficient

kr:	0.15
-----	------

Corner circle

model:	HJ322EC
quality:	1.2
Size B1:	14
Size B2:	22