



Model: NJ2322ECP

Basic size of
 mm

d:	110
D:	240
B:	80

The basic rated load is
 kN

trends C:	780
static state Co:	900
Fatigue load limit Pu:	102

Rated rotation speed is
 r/min

Refer to the speed:	3000
limit speed:	3400
Specification standard holder:	18.9

model

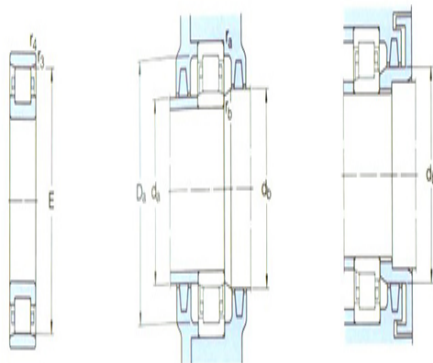
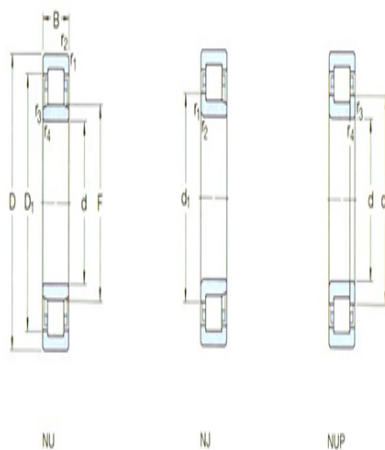
Standard holder:	*NJ2322ECP
Other holder 1):	MA

Dimensions are
 mm

d:	110
d ₁ ~ :	155
D1 ~ :	201
F,E:	143
r _{1,2} the min:	3
r _{3,4} the min:	3
s ¹⁾ :	7.5

Shoulder gear and chamfer size
 mm

d _a the min:	124
d _a the max:	139
d _b ,Da the min:	159
Da the max:	226



N

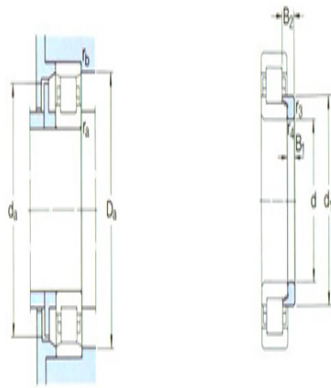


Figure 1

r_a the max: 2.5

r_b the max: 2.5

Calculation coefficient

kr: 0.25

Corner circle

model: -

quality: -

Size B1: -

Size B2: -