



**Model: NJ422**

Basic size of  
 mm

d:	110
D:	280
B:	65

The basic rated load is  
 kN

trends C:	532
static state Co:	585
Fatigue load limit Pu:	64

Rated rotation speed is  
 r/min

Refer to the speed:	2600
limit speed:	3200
Specification standard holder:	20.3

model

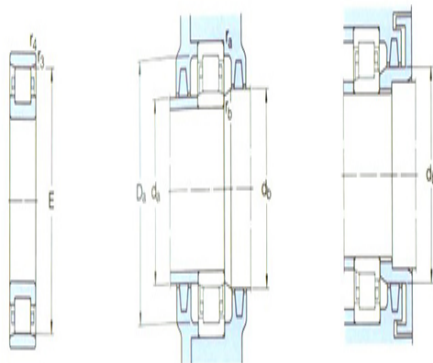
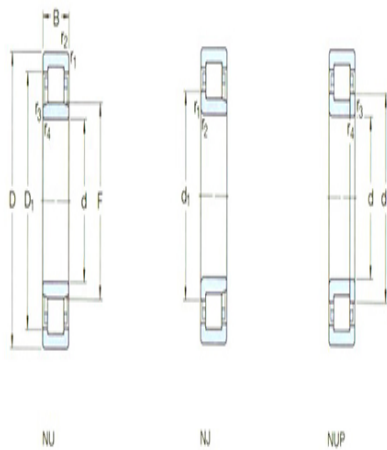
Standard holder:	NJ42 2
Other holder 1):	-

Dimensions are  
 mm

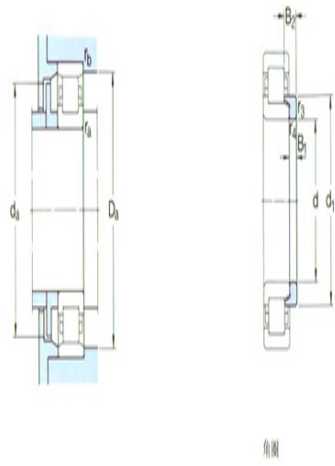
d:	110
d <sub>1</sub> ~ :	171
D1 ~ :	217
F,E:	155
r <sub>1,2</sub> the min:	4
r <sub>3,4</sub> the min:	4
s <sup>1)</sup> :	4.8

Shoulder gear and chamfer size  
 mm

d <sub>a</sub> the min:	130
d <sub>a</sub> the max:	150
d <sub>b</sub> ,Da the min:	174
Da the max:	260



N



$r_a$  the max: 3

$r_b$  the max: 3

Calculation coefficient

kr: 0.15

Corner circle

model: HJ42  
2

quality: 2.1

Size B1: 17

Size B2: 29.5