

## Model: NU224ECP

Basic size of  
mm

d:	120
D:	215
B:	40

The basic rated load is  
kN

trends C:	390
static state Co:	430
Fatigue load limit Pu:	49

Rated rotation speed is  
r/min

Refer to the speed:	3400
limit speed:	3600
Specification standard holder:	5.75

model

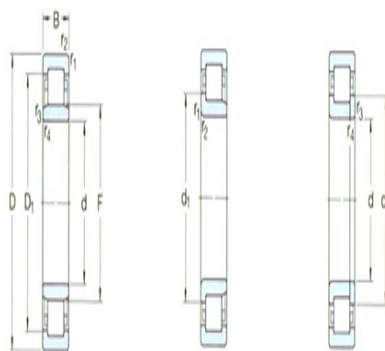
Standard holder:	*NU224ECP
Other holder 1):	J,M,ML

Dimensions are  
mm

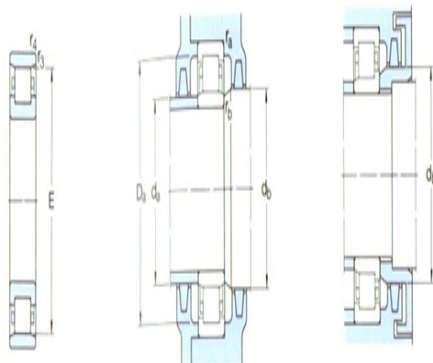
d:	120
d <sub>1</sub> ~ :	153
D1 ~ :	188
F,E:	143.5
r <sub>1,2</sub> the min:	2.1
r <sub>3,4</sub> the min:	2.1
s <sup>1)</sup> :	1.9

Shoulder gear and chamfer size  
mm

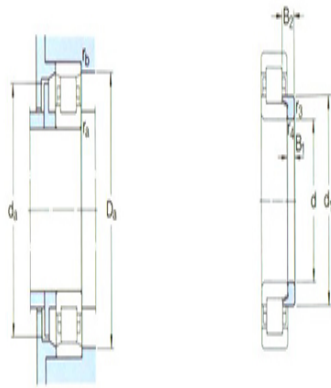
d <sub>a</sub> the min:	132
d <sub>a</sub> the max:	140
d <sub>b</sub> ,Da the min:	146
Da the max:	203



NU NU NUP



N



角鋼

$r_a$  the max: 2

$r_b$  the max: 2

Calculation coefficient

kr: 0.15

Corner circle

model: HJ224EC

quality: 0.69

Size B1: 11

Size B2: 17