



**Model: NU2224ECP**

Basic size of  
 mm

d:	120
D:	215
B:	58

The basic rated load is  
 kN

trends C:	520
static state Co:	630
Fatigue load limit Pu:	72

Rated rotation speed is  
 r/min

Refer to the speed:	3400
limit speed:	3600
Specification standard holder:	8.3

model

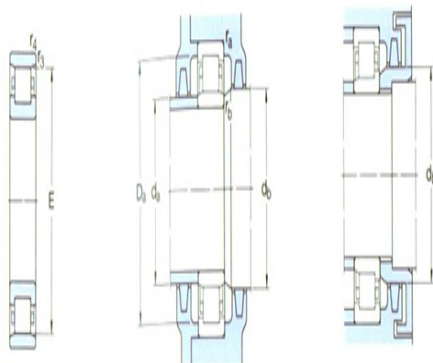
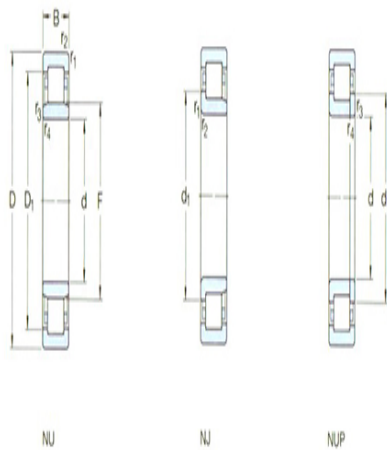
Standard holder:	*NU2224ECP
Other holder 1):	J,M,ML

Dimensions are  
 mm

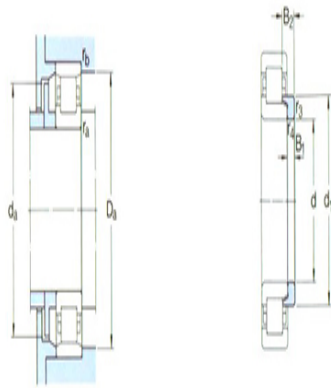
d:	120
d <sub>1</sub> ~ :	153
D1 ~ :	188
F,E:	143.5
r <sub>1,2</sub> the min:	2.1
r <sub>3,4</sub> the min:	2.1
s <sup>1)</sup> :	3.8

Shoulder gear and chamfer size  
 mm

d <sub>a</sub> the min:	132
d <sub>a</sub> the max:	140
d <sub>b</sub> ,Da the min:	146
Da the max:	203



N



角鋼

$r_a$ the max:	2
$r_b$ the max:	2

Calculation coefficient

kr:	0.2
-----	-----

Corner circle

model:	HJ2224EC
quality:	0.74
Size B1:	11
Size B2:	20