



Model: NU236ECMA

Basic size of
 mm

d:	180
D:	320
B:	52

The basic rated load is
 kN

trends C:	720
static state Co:	850
Fatigue load limit Pu:	88

Rated rotation speed is
 r/min

Refer to the speed:	2200
limit speed:	3200
Specification standard holder:	19.5

model

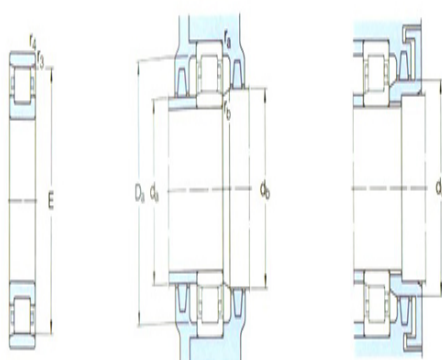
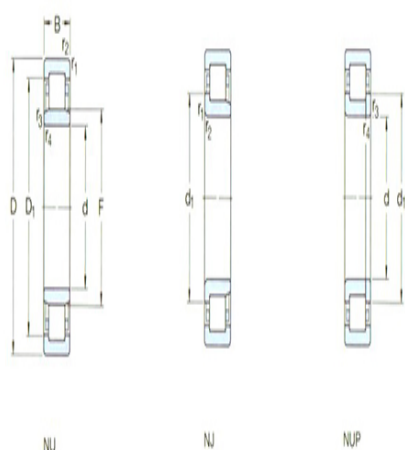
Standard holder:	*NU236ECM A
Other holder 1):	-

Dimensions are
 mm

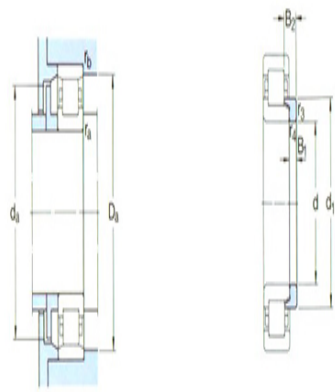
d:	180
d ₁ ~ :	230
D1 ~ :	279
F,E:	217
r _{1,2} the min:	4
r _{3,4} the min:	4
s ¹⁾ :	2.9

Shoulder gear and chamfer size
 mm

d _a the min:	197
d _a the max:	213
d _b ,D _a the min:	220
D _a the max:	303



N



轴侧

r_a the max:	3
r_b the max:	3

Calculation coefficient

kr:	0.15
-----	------

Corner circle

model:	HJ236EC
quality:	1.7
Size B1:	12
Size B2:	20