



Model: 53410

Basic size of
 mm

d:	50
D:	110
H ₁ :	50

The basic rated load is
 kN

trends C:	159
static state Co:	340
Fatigue load limit, Pu:	12.5
Minimum load coefficient, A:	0.6

Rated rotation speed is
 r/min

Refer to the speed:	2000
limit speed:	2800
Mass bearing + seat ring:	2.31

model

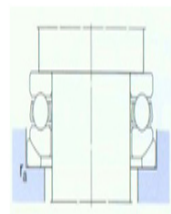
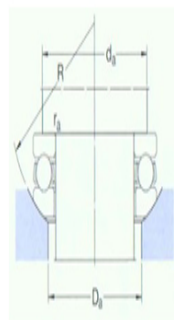
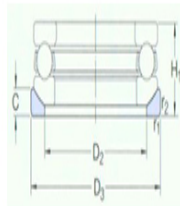
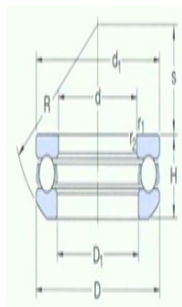
bearing:	53410
Seat washer:	U410

Dimensions are
 mm

d:	50
d ₁ ~ :	110
D1 ~ :	52
D ₂ :	80
D ₃ :	115
H:	45.6
C:	14
R:	90
s:	35
r _{1,2} the min:	1.5

Shoulder gear and chamfer size
 mm

d _a the min:	86
Da the max:	80



r_a the max:

1.5