



## Model: U315

Basic size of  
mm

d:	75
D:	135
H <sub>1</sub> :	52

The basic rated load is  
kN

trends C:	163
static state Co:	390
Fatigue load limit, Pu:	14
Minimum load coefficient, A:	0.79

Rated rotation speed is  
r/min

Refer to the speed:	1700
limit speed:	2400
Mass bearing + seat ring:	3.2

model

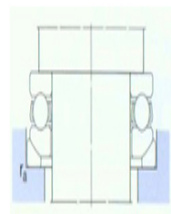
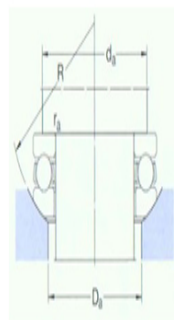
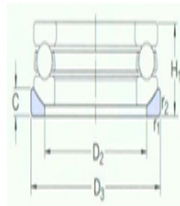
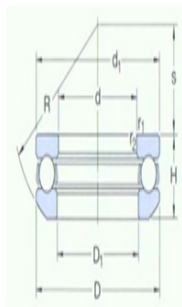
bearing:	5331 5
Seat washer:	U315

Dimensions are  
mm

d:	75
d <sub>1</sub> ~ :	135
D1 ~ :	77
D <sub>2</sub> :	105
D <sub>3</sub> :	140
H:	48.1
C:	15
R:	100
s:	37
r <sub>1,2</sub> the min:	1.5

Shoulder gear and chamfer size  
mm

d <sub>a</sub> the min:	111
Da the max:	105



$r_a$  the max:

1.5