



Model: 54208

Basic size of
 mm

d:	30
D:	68
H ₁ :	44

The basic rated load is
 kN

trends C:	46.8
static state Co:	106
Fatigue load limit, Pu:	4
Minimum load coefficient, A:	0.058

Rated rotation speed is
 r/min

Refer to the speed:	3800
limit speed:	5300
Mass bearing + seat ring:	0.63

model

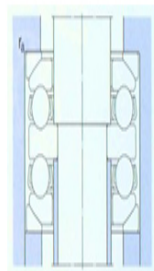
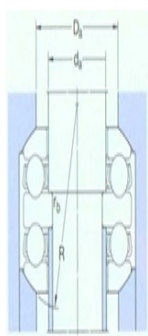
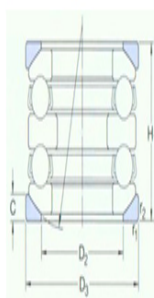
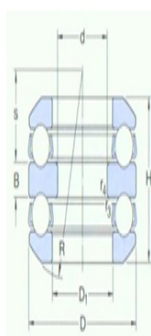
bearing:	5420 8
Seat washer:	U208

Dimensions are
 mm

d:	30
D1 ~ :	42
D ₂ :	55
D ₃ :	72
H:	38.6
B:	9
C:	7
R:	56
s:	25
r _{1,2} the min:	1
r _{3,4} the min:	0.6

Shoulder gear and chamfer size
 mm

d _a :	40
------------------	----



Da the max:	55
r_a the max:	1
r_a the max:	0.6