



### Model: 54308

Basic size of  
mm

d:	30
D:	78
H <sub>1</sub> :	59

The basic rated load is  
kN

trends C:	61.8
static state Co:	122
Fatigue load limit, Pu:	4.5
Minimum load coefficient, A:	0.077

Rated rotation speed is  
r/min

Refer to the speed:	3000
limit speed:	4300
Mass bearing + seat ring:	1.17

model

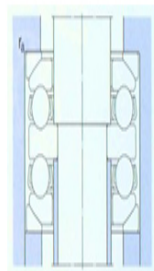
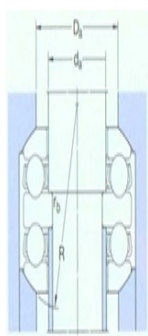
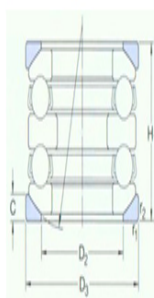
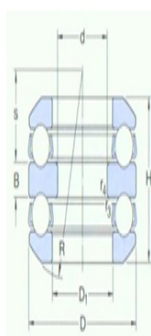
bearing:	54308
Seat washer:	U308

Dimensions are  
mm

d:	30
D1 ~ :	42
D <sub>2</sub> :	60
D <sub>3</sub> :	82
H:	54.1
B:	12
C:	8.5
R:	64
s:	23.5
r <sub>1,2</sub> the min:	1
r <sub>3,4</sub> the min:	0.6

Shoulder gear and chamfer size  
mm

d <sub>a</sub> :	40
------------------	----



Da the max:	60
$r_a$ the max:	1
$r_a$ the max:	0.6