



Model: 54209

Basic size of
 mm

d:	35
D:	73
H ₁ :	45

The basic rated load is
 kN

trends C:	39
static state Co:	86.5
Fatigue load limit, Pu:	3.2
Minimum load coefficient, A:	0.038

Rated rotation speed is
 r/min

Refer to the speed:	3600
limit speed:	5000
Mass bearing + seat ring:	0.78

model

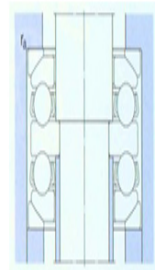
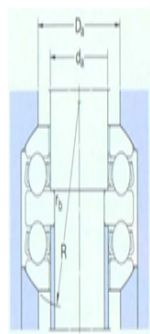
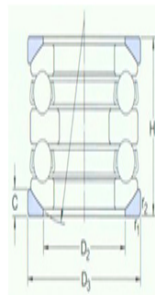
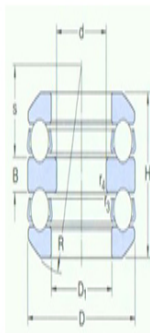
bearing:	5420 9
Seat washer:	U209

Dimensions are
 mm

d:	35
D1 ~ :	47
D ₂ :	60
D ₃ :	78
H:	39.6
B:	9
C:	7.5
R:	56
s:	23
r _{1,2} the min:	1
r _{3,4} the min:	0.6

Shoulder gear and chamfer size
 mm

d _a :	45
------------------	----



Da the max:	60
r_a the max:	1
r_a the max:	0.6