



Model: 54309

Basic size of
 mm

d:	35
D:	85
H ₁ :	62

The basic rated load is
 kN

trends C:	76.1
static state Co:	153
Fatigue load limit, Pu:	5.6
Minimum load coefficient, A:	0.12

Rated rotation speed is
 r/min

Refer to the speed:	2800
limit speed:	4000
Mass bearing + seat ring:	1.6

model

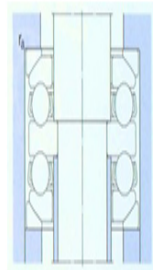
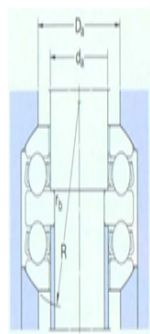
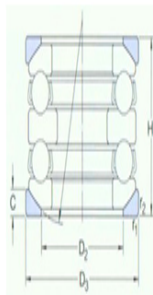
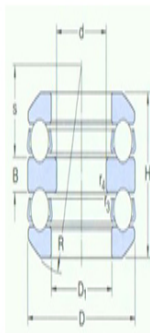
bearing:	54309
Seat washer:	U309

Dimensions are
 mm

d:	35
D1 ~ :	47
D ₂ :	65
D ₃ :	90
H:	56.2
B:	12
C:	10
R:	64
s:	21
r _{1,2} the min:	1
r _{3,4} the min:	0.6

Shoulder gear and chamfer size
 mm

d _a :	45
------------------	----



Da the max:	65
r_a the max:	1
r_a the max:	0.6