



### Model: 54312

Basic size of  
mm

d:	50
D:	110
H <sub>1</sub> :	78

The basic rated load is  
kN

trends C:	101
static state Co:	224
Fatigue load limit, Pu:	8.3
Minimum load coefficient, A:	0.26

Rated rotation speed is  
r/min

Refer to the speed:	2200
limit speed:	3000
Mass bearing + seat ring:	2.9

model

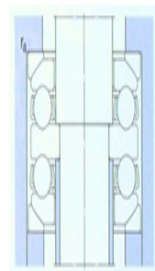
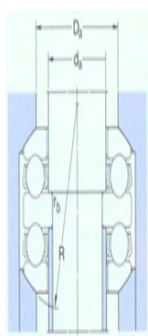
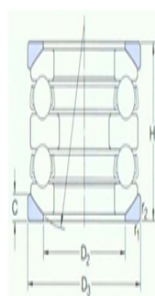
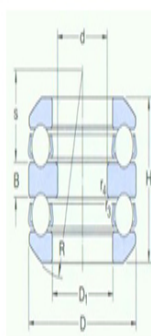
bearing:	5431 2
Seat washer:	U312

Dimensions are  
mm

d:	50
D1 ~ :	62
D <sub>2</sub> :	85
D <sub>3</sub> :	115
H:	70.7
B:	15
C:	11.5
R:	90
s:	36.5
r <sub>1,2</sub> the min:	1.1
r <sub>3,4</sub> the min:	0.6

Shoulder gear and chamfer size  
mm

d <sub>a</sub> :	60
------------------	----



Da the max: 85

$r_a$  the max: 1

$r_a$  the max: 0.6