



Model: 54420M

Basic size of
 mm

d:	80
D:	210
H ₁ :	176

The basic rated load is
 kN

trends C:	371
static state Co:	1060
Fatigue load limit, Pu:	31.5
Minimum load coefficient, A:	5.8

Rated rotation speed is
 r/min

Refer to the speed:	950
limit speed:	1400
Mass bearing + seat ring:	29

model

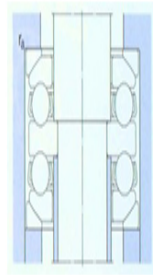
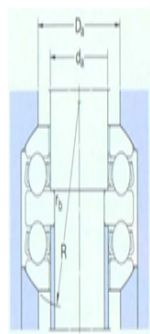
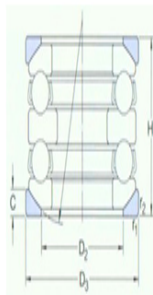
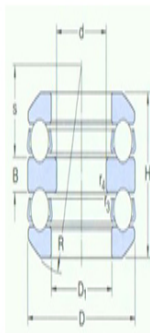
bearing:	54420 M
Seat washer:	U420

Dimensions are
 mm

d:	80
D1 ~ :	103
D ₂ :	155
D ₃ :	220
H:	159.9
B:	33
C:	27
R:	160
s:	43.5
r _{1,2} the min:	3
r _{3,4} the min:	1.1

Shoulder gear and chamfer size
 mm

d _a :	100
------------------	-----



Da the max:	155
r_a the max:	2.5
r_a the max:	1