



Model: U306

Basic size of
mm

d:	25
D:	60
H ₁ :	46

The basic rated load is
kN

trends C:	37.7
static state Co:	71
Fatigue load limit, Pu:	2.65
Minimum load coefficient, A:	0.026

Rated rotation speed is
r/min

Refer to the speed:	3800
limit speed:	5300
Mass bearing + seat ring:	0.58

model

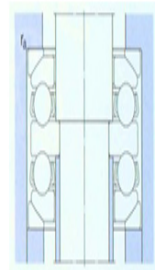
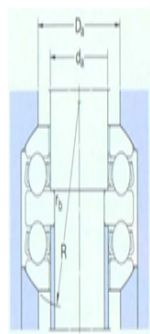
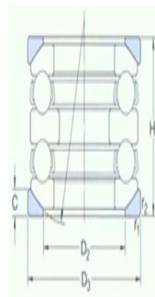
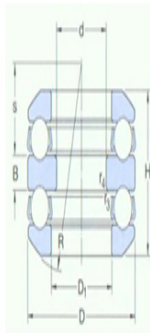
bearing:	5430 6
Seat washer:	U306

Dimensions are
mm

d:	25
D1 ~ :	32
D ₂ :	45
D ₃ :	62
H:	41.3
B:	9
C:	7
R:	50
s:	19.5
r _{1,2} the min:	1
r _{3,4} the min:	0.3

Shoulder gear and chamfer size
mm

d _a :	30
------------------	----



Da the max:	45
r_a the max:	1
r_a the max:	0.3