



## Model: U209

Basic size of  
mm

d:	35
D:	73
H <sub>1</sub> :	45

The basic rated load is  
kN

trends C:	39
static state Co:	86.5
Fatigue load limit, Pu:	3.2
Minimum load coefficient, A:	0.038

Rated rotation speed is  
r/min

Refer to the speed:	3600
limit speed:	5000
Mass bearing + seat ring:	0.78

model

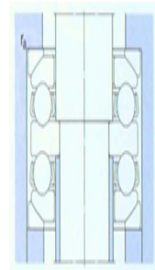
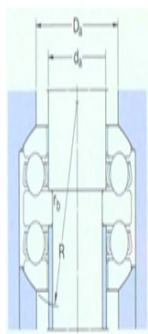
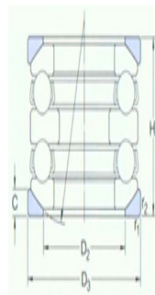
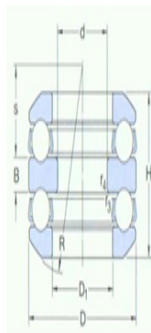
bearing:	5420 9
Seat washer:	U209

Dimensions are  
mm

d:	35
D1 ~ :	47
D <sub>2</sub> :	60
D <sub>3</sub> :	78
H:	39.6
B:	9
C:	7.5
R:	56
s:	23
r <sub>1,2</sub> the min:	1
r <sub>3,4</sub> the min:	0.6

Shoulder gear and chamfer size  
mm

d <sub>a</sub> :	45
------------------	----



Da the max:	60
$r_a$ the max:	1
$r_a$ the max:	0.6