



Model: U409

Basic size of
mm

d:	35
D:	100
H ₁ :	86

The basic rated load is
kN

trends C:	130
static state Co:	265
Fatigue load limit, Pu:	9.8
Minimum load coefficient, A:	0.37

Rated rotation speed is
r/min

Refer to the speed:	2200
limit speed:	3000
Mass bearing + seat ring:	3

model

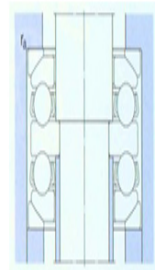
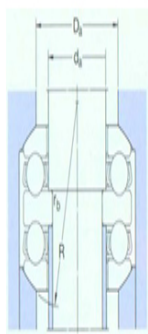
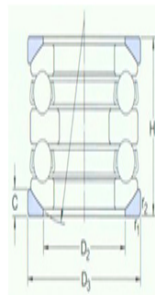
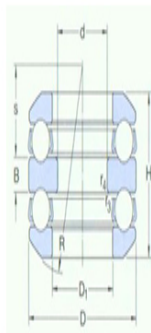
bearing:	5440 9
Seat washer:	U409

Dimensions are
mm

d:	35
D1 ~ :	47
D ₂ :	72
D ₃ :	105
H:	78.9
B:	17
C:	12.5
R:	80
s:	23.5
r _{1,2} the min:	1.1
r _{3,4} the min:	0.6

Shoulder gear and chamfer size
mm

d _a :	45
------------------	----



Da the max: 72

r_a the max: 1

r_a the max: 0.6