



Model: U310

Basic size of
mm

d:	40
D:	95
H ₁ :	70

The basic rated load is
kN

trends C:	88.4
static state Co:	190
Fatigue load limit, Pu:	6.95
Minimum load coefficient, A:	0.19

Rated rotation speed is
r/min

Refer to the speed:	2600
limit speed:	3600
Mass bearing + seat ring:	2.3

model

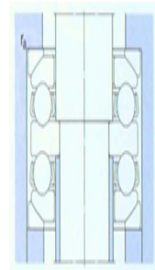
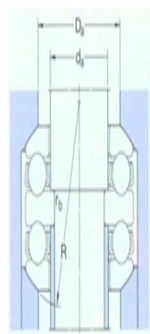
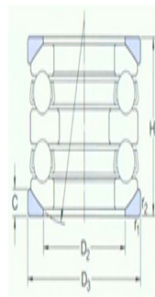
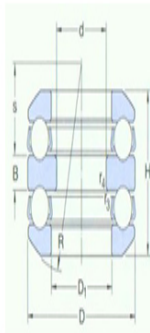
bearing:	54310
Seat washer:	U310

Dimensions are
mm

d:	40
D1 ~ :	52
D ₂ :	72
D ₃ :	100
H:	64.7
B:	14
C:	11
R:	72
s:	23
r _{1,2} the min:	1.1
r _{3,4} the min:	0.6

Shoulder gear and chamfer size
mm

d _a :	50
------------------	----



Da the max: 72

r_a the max: 1

r_a the max: 0.6