



Model: U410

Basic size of
mm

d:	40
D:	110
H ₁ :	92

The basic rated load is
kN

trends C:	159
static state Co:	340
Fatigue load limit, Pu:	12.5
Minimum load coefficient, A:	0.6

Rated rotation speed is
r/min

Refer to the speed:	2000
limit speed:	2800
Mass bearing + seat ring:	4.45

model

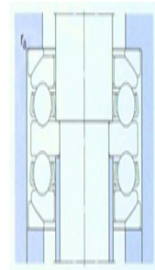
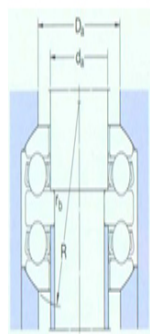
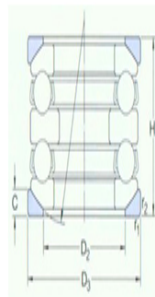
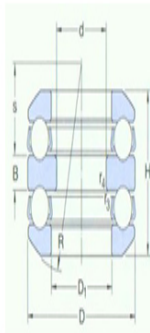
bearing:	5441 0
Seat washer:	U410

Dimensions are
mm

d:	40
D1 ~ :	52
D ₂ :	80
D ₃ :	115
H:	83.2
B:	18
C:	14
R:	90
s:	30
r _{1,2} the min:	1.5
r _{3,4} the min:	0.6

Shoulder gear and chamfer size
mm

d _a :	50
------------------	----



Da the max: 80

r_a the max: 1.5

r_a the max: 0.6