



Model: U211

Basic size of
mm

d:	45
D:	90
H ₁ :	55

The basic rated load is
kN

trends C:	61.8
static state Co:	146
Fatigue load limit, Pu:	5.4
Minimum load coefficient, A:	0.11

Rated rotation speed is
r/min

Refer to the speed:	2800
limit speed:	4000
Mass bearing + seat ring:	1.3

model

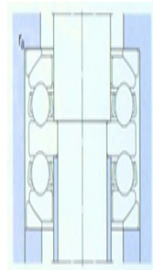
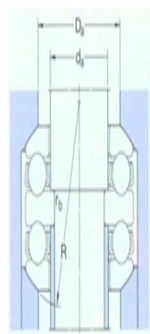
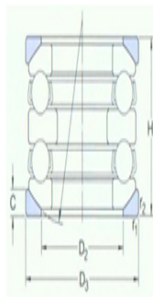
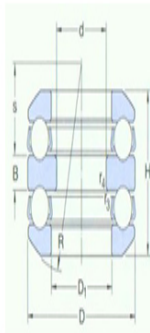
bearing:	5421 1
Seat washer:	U211

Dimensions are
mm

d:	45
D1 ~ :	57
D ₂ :	72
D ₃ :	95
H:	49.6
B:	10
C:	9
R:	72
s:	32.5
r _{1,2} the min:	1
r _{3,4} the min:	0.6

Shoulder gear and chamfer size
mm

d _a :	55
------------------	----



Da the max: 72

r_a the max: 1

r_a the max: 0.6