



Model: U316

Basic size of
mm

d:	65
D:	140
H ₁ :	95

The basic rated load is
kN

trends C:	159
static state Co:	390
Fatigue load limit, Pu:	13.7
Minimum load coefficient, A:	0.79

Rated rotation speed is
r/min

Refer to the speed:	1700
limit speed:	2400
Mass bearing + seat ring:	0.57

model

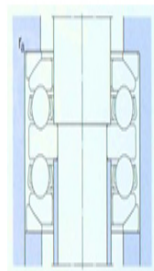
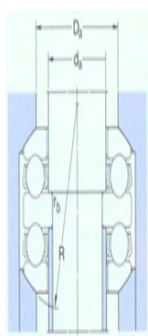
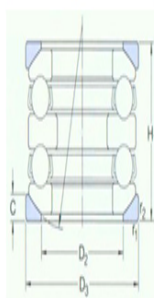
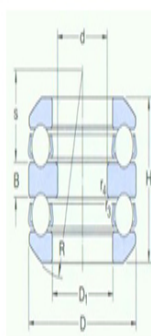
bearing:	5431 6
Seat washer:	U316

Dimensions are
mm

d:	65
D1 ~ :	82
D ₂ :	110
D ₃ :	145
H:	86.1
B:	18
C:	18
R:	112
s:	45.5
r _{1,2} the min:	1.5
r _{3,4} the min:	1

Shoulder gear and chamfer size
mm

d _a :	80
------------------	----



Da the max:	110
r_a the max:	1.5
r_a the max:	1