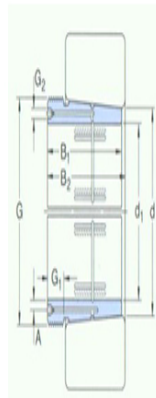






**Model: AH3032**

Dimensions are  
 mm

|                                |            |
|--------------------------------|------------|
| d <sub>1</sub> :               | 150        |
| d:                             | 160        |
| B <sub>1</sub> :               | 77         |
| B <sub>2</sub> <sup>1)</sup> : | 82         |
| G:                             | M170×<br>3 |
| G <sub>1</sub> :               | 16         |
| G <sub>2</sub> :               | -          |
| A:                             | -          |
| quality:                       | 2          |



model

|                                     |            |
|-------------------------------------|------------|
| withdrawal sleeve:                  | AH3032     |
| Applicable nut for removal:         | KM34       |
| Applicable hydraulic pressure nuts: | HMV34<br>E |