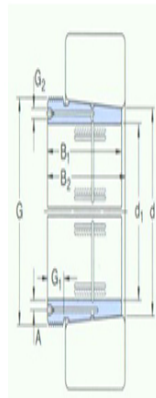






Model: AH3036

Dimensions are
 mm

d ₁ :	170
d:	180
B ₁ :	92
B ₂ ¹⁾ :	98
G:	M190× 3
G ₁ :	17
G ₂ :	-
A:	-
quality:	2.8



model

withdrawal sleeve:	AH3036
Applicable nut for removal:	KM38
Applicable hydraulic pressure nuts:	HMV38 E