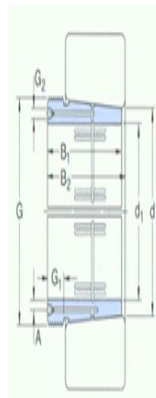






Model: HM42T

Dimensions are
 mm

d ₁ :	190
d:	200
B ₁ :	127
B ₂ ¹⁾ :	140
G:	Tr210×4
G ₁ :	18
G ₂ :	-
A:	-
quality:	4



model

withdrawal sleeve:	AH2404 0
Applicable nut for removal:	HM42T
Applicable hydraulic pressure nuts:	HMV42E