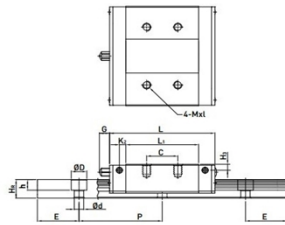
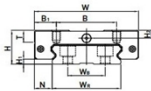
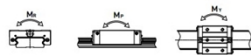
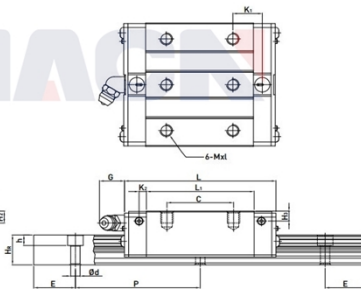
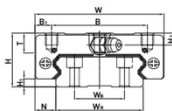


WEH-CA

WEH17CA  
 WEH21CA



WEH27CA  
 WEH35CA  
 WEH50CA



## Model: WEH17CA

### Param

Guide rail model:	WEH17CA
Slider special processing:	无
Number type of slider:	单个
Guide rail length L:	230
L computational formula:	$L=(n-1) \times P+2 \times E$ n=1,2,3....
Special processing of guide rail:	无
Pre-pressure grade:	无预压(ZO)
accuracy class:	普通(C)
dustproof equipped with grade:	标准防尘配备
Dust equipped with:	标准(刮油片+防尘片)
RC reinforced bolt cover:	无
Component size:	
H:	17
H1:	2.5
N:	8.5
Slider size:	
W:	50
B:	29
B1:	10.5
C:	15
L1:	35
L:	50.6
K1:	-
K2:	3.1
G:	4.9

MxL:	M4x5
T:	6
H2:	4
H3:	3
Guide track size:	
WR:	33
WB:	18
HR:	9.3
D:	7.5
h:	5.3
d:	4.5
P:	40
Standard end distance E:	15
Actual end distance:	15
Number of bolt holes n:	6
Guide rail fixed bolt:	M4x12
Rated dynamic load C:	5.23
Rated static load Co:	9.64
Rated static moment MR:	0.15
Rated static moment, MP:	0.062
Rated static moment, MY:	0.062
Slider weight:	0.12
Guide rail weight:	2.20