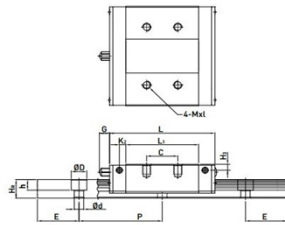
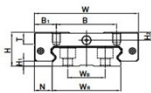
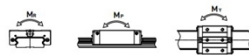
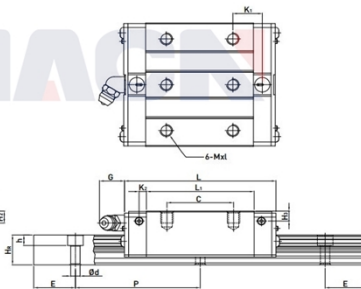
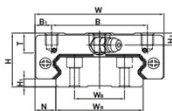


WEH-CA

WEH17CA
 WEH21CA



WEH27CA
 WEH35CA
 WEH50CA



Model: WEH21CA

Param

Guide rail model:	WEH21CA
Slider special processing:	无
Number type of slider:	单个
Guide rail length L:	280
L computational formula:	$L=(n-1) \times P+2 \times E$ n=1,2,3....
Special processing of guide rail:	无
Pre-pressure grade:	无预压(ZO)
accuracy class:	普通(C)
dustproof equipped with grade:	标准防尘配备
Dust equipped with:	标准(刮油片+防尘片)
RC reinforced bolt cover:	无
Component size:	
H:	21
H1:	3
N:	8.5
Slider size:	
W:	54
B:	31
B1:	11.5
C:	19
L1:	41.7
L:	59
K1:	14.68
K2:	3.65
G:	12

MxL:	M5x6
T:	8
H2:	4.5
H3:	4.2
Guide track size:	
WR:	37
WB:	22
HR:	11
D:	7.5
h:	5.3
d:	4.5
P:	50
Standard end distance E:	15
Actual end distance:	15
Number of bolt holes n:	6
Guide rail fixed bolt:	M4x12
Rated dynamic load C:	7.21
Rated static load Co:	13.70
Rated static moment MR:	0.23
Rated static moment, MP:	0.10
Rated static moment, MY:	0.10
Slider weight:	0.20
Guide rail weight:	3.00