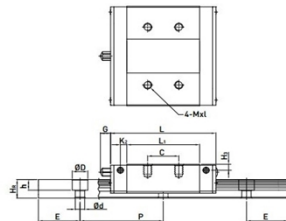
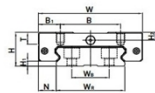
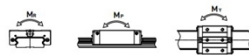
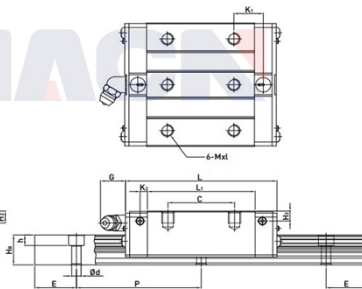
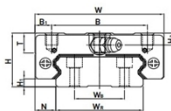


WEH-CA

WEH17CA
 WEH21CA



WEH27CA
 WEH35CA
 WEH50CA



Model: WEH27CA

Param

Guide rail model:	WEH27CA
Slider special processing:	无
Number type of slider:	单个
Guide rail length L:	340
L computational formula:	$L=(n-1) \times P+2 \times E$ n=1,2,3....
Special processing of guide rail:	无
Pre-pressure grade:	无预压(ZO)
accuracy class:	普通(C)
dustproof equipped with grade:	标准防尘配备
Dust equipped with:	标准(刮油片+防尘片)
RC reinforced bolt cover:	无
Component size:	
H:	27
H1:	4
N:	10
Slider size:	
W:	62
B:	46
B1:	8
C:	32
L1:	51.8
L:	72.8
K1:	14.15
K2:	3.5
G:	12

MxL:	M6x6
T:	10
H2:	6
H3:	5
Guide track size:	
WR:	42
WB:	24
HR:	15
D:	7.5
h:	5.3
d:	4.5
P:	60
Standard end distance E:	20
Actual end distance:	20
Number of bolt holes n:	6
Guide rail fixed bolt:	M4x16
Rated dynamic load C:	12.40
Rated static load Co:	21.60
Rated static moment MR:	0.42
Rated static moment, MP:	0.17
Rated static moment, MY:	0.17
Slider weight:	0.35
Guide rail weight:	4.70