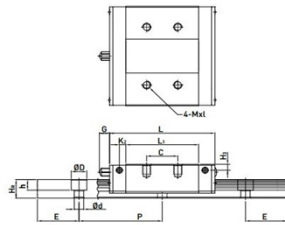
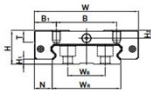
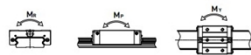
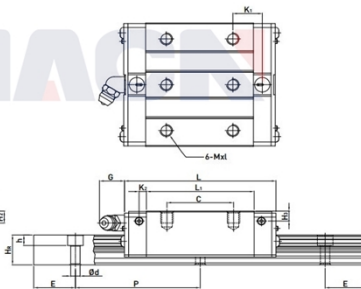
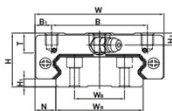


WEH-CA

WEH17CA
 WEH21CA



WEH27CA
 WEH35CA
 WEH50CA



Model: WEH40CA

Param

Guide rail model:	WEH40CA
Slider special processing:	无
Number type of slider:	单个
Guide rail length L:	440
L computational formula:	$L=(n-1) \times P+2 \times E$ n=1,2,3....
Special processing of guide rail:	无
Pre-pressure grade:	无预压(ZO)
accuracy class:	普通(C)
dustproof equipped with grade:	标准防尘配备
Dust equipped with:	标准(刮油片+防尘片)
RC reinforced bolt cover:	无
Component size:	
H:	50
H1:	7.5
N:	20
Slider size:	
W:	130
B:	100
B1:	15
C:	65
L1:	112
L:	140
K1:	28.05
K2:	6
G:	12.9

MxL:	M10x15
T:	19.5
H2:	12
H3:	10.5
Guide track size:	
WR:	90
WB:	60
HR:	24
D:	14
h:	12
d:	9
P:	80
Standard end distance E:	20
Actual end distance:	20
Number of bolt holes n:	6
Guide rail fixed bolt:	M8x25
Rated dynamic load C:	61.52
Rated static load Co:	97.10
Rated static moment MR:	4.03
Rated static moment, MP:	1.96
Rated static moment, MY:	1.96
Slider weight:	3.16
Guide rail weight:	14.60